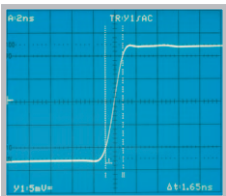


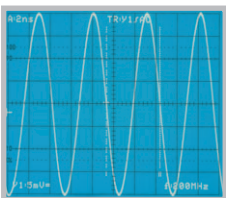
200 MHz Analog Oscilloscope HM2005-2



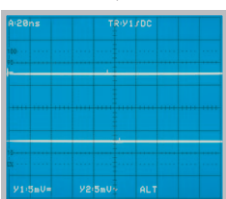
Even fast rising edges do not cause overshoot



Full screen display of 200 MHz signal



Low noise amplifiers



2 Channels with deflection coefficients of 1 mV/cm – 5 V/cm

2 Time Bases: 0.5 s/cm – 2 ns/cm and 20 ms – 2 ns/cm

Low Noise Measuring Amplifiers with high pulse fidelity

Videotrigger: Odd and even frames, Line Selection
(525/60 and 625/50 standard)

250 MHz 6-Digit Frequency Counter,
Cursor and Automatic Measurement

14 kV high writing speed CRT, Readout, Autoset, Delay Line,
no Fan

Save/Recall Memories for Instrument Settings

Help Function, Multilingual Menu

RS-232 Interface (for parameter queries and control only)



200 MHz Analog Oscilloscope HM2005-2

Valid at 23 °C after a 30 minute warm-up period

Vertical Deflection

Channels:	2
Operating Modes:	CH 1 or CH 2 separate, DUAL (CH 1 and CH 2 alternate or chopped), Addition
X in XY-Mode:	CH 1
Invert:	CH 1, CH 2
Bandwidth (-3 dB):	2 x 0 - 200 MHz
Rise time:	< 1,75 ns
Overshoot:	max. 1%
Bandwidth Limiter (switchable):	approx. 20 MHz (1 mV/cm - 5V/cm)
Deflection Coefficients (CH 1, 2):	12 calibrated steps
1 mV - 2 mV/cm:	± 3% (0 - 100 MHz [-3 dB])
5 mV - 5 V/cm:	± 3% (1-2-5 sequence)
variable (uncalibrated):	> 1 mV/cm to 5V/cm, continuous
Inputs CH 1, 2:	
Impedance:	1 MΩ 13 pF
Coupling:	DC, AC, 50 Ω, GND (ground)
Max. Input Voltage:	250V [DC + peak AC], 50 Ω < 5V _{rms}
Y Delay Line (analog):	70 ns
Measuring Circuits:	Measuring Category I
Auxiliary input:	
Function (selectable):	Ext. Trigger, Z (unblank)
Coupling (Ext. Trig./Z):	all / AC, DC
Max. input voltage:	100V [DC + peak AC]

Triggering

Analogue	
Automatic (Peak to Peak):	
Min. signal height:	5 mm
Frequency range:	10 Hz - 250 MHz
Level control range:	from Peak- to Peak+
Normal (without peak):	
Min. signal height:	5 mm
Frequency range:	0 - 250 MHz
Level control range:	-10 cm to +10 cm
Operating modes:	Slope/Video
Slope:	positive, negative, both
Sources:	CH 1, CH 2, alt. CH 1/2 (≥ 8mm), Line, Ext.
Coupling:	AC: 10 Hz - 250 MHz DC: 0 - 250 MHz HF: 30 kHz - 250 MHz LF: 0 - 5 kHz Noise Rej. switchable
Video:	pos./neg. Sync. Impulse
Standards:	525 Line / 60 Hz Systems 625 Line / 50 Hz Systems
Field:	even/odd/both
Line:	all/line number selectable
Source:	CH 1, CH 2, Ext.
Indicator for trigger action:	LED
External Trigger via:	AUXILIARY INPUT (0.3 V _{pp} , 0 - 200 MHz)
Coupling:	AC, DC
Max. input voltage:	100 V [DC + peak AC]
2nd Trigger	
Min. signal height:	5 mm
Frequency range:	0 - 250 MHz
Coupling:	DC
Level control range:	-10 cm to +10 cm

Horizontal Deflection

Time Base	
Operating modes:	A, ALT (alternating A/B), B
Time base A:	0.5 s/cm - 20 ns/cm (1-2-5 sequence)
Time base B:	20 ms/cm - 20 ns/cm (1-2-5 sequence)
Accuracy A and B:	± 3%
X Magnification x10:	to 2 ns/cm
Accuracy:	± 5%
Variable time base A/B:	cont. 1:2.5
Hold Off time:	var. 1:10 (LED-Indication)
XY Mode	
Bandwidth X-Amplifier:	0 - 3 MHz [-3 dB]
X Y phase shift:	< 3° < 220 kHz

Operation/Measuring/Interfaces

Operation:	Menu (multilingual), Autoset, Help functions (multilingual)
Save/Recall internal:	9 Instrument parameter settings
Signal sources:	CH 1, CH 2
Frequency counter:	
6 digit resolution:	> 1 MHz - 250 MHz
5 digit resolution:	0.5 Hz - 1 MHz
Accuracy:	50 ppm
Auto Measurements:	Frequency, Period, Vdc, Vpp, Vp+, Vp-
Cursor Measurements:	Δt, 1/Δt (f), tr, ΔV, V to GND, ratio X, ratio Y
Resolution Readout/Cursor:	1000 x 2000 Pts
Interfaces (plug-in):	RS-232 (HO710)

Display

CRT:	D14-375GH
Display area (with graticule):	8 cm x 10 cm
Acceleration voltage:	approx. 14 kV

General Information

Component tester	
Test voltage:	approx. 7 V _{rms} (open circuit), approx. 50 Hz
Test current:	max. 7 mA _{rms} (short circuit)
Reference Potential:	Ground (safety earth)
Probe ADJ Output:	1 kHz/1 MHz square wave signal 0.2 V _{pp} (tr < 4 ns)
Trace rotation:	electronic
Line voltage:	105 - 253 V, 50/60 Hz ± 10%, CAT II
Power consumption:	42 Watt at 230V, 50 Hz
Protective system:	Safety class I (EN61010-1)
Weight:	5.6 kg
Cabinet (W x H x D):	285 x 125 x 380 mm
Ambient temperature:	0° C ...+40° C

Accessories supplied: Line Cord, Operators Manual and Software for Windows on CD-ROM, 2 Probes 10:1 (HZ200)

www.hameg.com