

12.5 MHz Arbitrary Function Generator HM8150

HM8150



RS-232



optional
IEEE-488

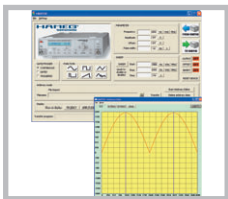


optional
USB

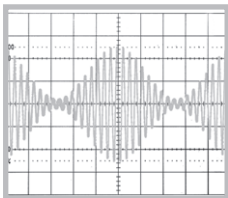


inclusive

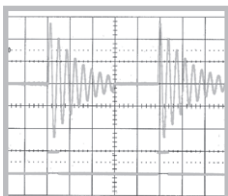
Gated sine wave,
PC-Software included



Amplitude-modulated
sine wave



Triggered arbitrary signal



Frequency range from 10 mHz to 12.5 MHz

Output voltage 20 mV_{pp} to 20 V_{pp} (open circuit)

Waveforms: Sine wave, square wave, triangle, pulse, sawtooth, arbitrary

Rise and fall time < 10 ns

Pulse width adjustment: 100 ns to 80 s

Arbitrary waveform generator 40 MSa/s

Burst, gating, external triggering, sweep

Software for remote control and for creation of Arbitrary waveforms

External amplitude modulation (bandwidth 20 kHz)

Intuitive operation with one touch of a button – quick change of signals

RS-232 Interface, optional: USB, IEEE-488

12.5 MHz Arbitrary Function Generator HM8150

Valid at 23 °C after a 30 minute warm-up period

Frequency

Range:	10 mHz to 12.5 MHz
Resolution:	5 digit, max. 10 mHz
Accuracy:	± [1 digit + 5 mHz]
Temperature coefficient:	0.5 ppm/°C
Aging:	2 ppm/year

Waveforms Sine wave

Frequency range:	10 mHz to 12.5 MHz
Amplitude:	20 mV _{pp} – 20 V _{pp} (open circuit)
Harmonic Distortion @ 1 V _{pp} :	
f < 500 kHz:	-65 dBc
500 kHz ≤ f < 5 MHz:	-50 dBc
5 MHz ≤ f ≤ 12.5 MHz:	-40 dBc
Total Harmonic Distortion @ 1 V _{pp} :	
f < 100 kHz:	typ. 0.05%
Spurious (Non-Harmonic) @ 1 V _{pp} :	
f < 500 kHz:	-65 dBc
500 kHz ≤ f ≤ 12.5 MHz:	-65 dBc + 6 dBc/octave

Square wave

Frequency range:	10 mHz to 12.5 MHz
Amplitude:	20 mV _{pp} – 20 V _{pp} (open circuit)
Rise / fall time:	< 10 ns
Overshoot:	< 5 % (U _{out} ≤ 200 mV)
Symmetry:	50 % ± (5 % +10 ns)

Pulse

Frequency range:	10 mHz to 5 MHz
Amplitude:	10 mV...+10 V or -10 mV...-10 V
Rise / fall time:	< 10 ns
Pulse width:	100 ns to 80 s
Duty cycle:	max. 90 %

Sawtooth

Frequency range:	10 mHz to 25 kHz
Amplitude:	20 mV _{pp} – 20 V _{pp} (open circuit)
Linearity:	better than 1 %

Triangle

Frequency range:	10 mHz to 250 kHz
Amplitude:	20 mV _{pp} – 20 V _{pp} (open circuit)
Linearity:	better than 1 %

Arbitrary generator

Frequency range:	10 mHz to 250 kHz
Amplitude:	max. 20 V _{pp} (open circuit)
Output rate:	40 MSa/s
Resolution:	X: 1024 (10 bit), Y: 1024 (10 bit) or X: 4096 (12 bit), Y: 4096 (12 bit)

Inputs

Gate/Trigger:	BNC connector
Impedance:	5 kΩ 100 pF
Max. input voltage:	± 30 V
Modulation Input:	BNC connector
Impedance:	10 kΩ
Max. input voltage:	± 30 V

Outputs

Signal output:	BNC connector, short circuit proof, ext. voltage up to ± 15 V
Impedance:	50 Ω
Output voltage:	
Range 1:	2.1 – 20 V _{pp} (open circuit)
Range 2:	0.21 – 2.0 V _{pp} (open circuit)
Range 3:	20 – 200 mV _{pp} (open circuit)

Resolution:	
Range 1:	100 mV
Range 2:	10 mV
Range 3:	1 mV

Setting accuracy (1 kHz):

Range 1:	± 2 %
Range 2:	± 3 %
Range 3:	± 4 %
	3 % additional for pulse and square wave

Frequency response:	< 100 kHz	± 0.2 dB
	0.1 – 12.5 MHz:	± 0.5 dB

Offset error:	Range 3:	± 50 mV
----------------------	----------	---------

Display:	2½ digits (LCD)
-----------------	-----------------

Trigger output:	BNC connector
------------------------	---------------

Level:	5 V / TTL
--------	-----------

Impedance:	50 Ω
------------	------

Sawtooth output:	BNC connector
-------------------------	---------------

Output voltage:	0 to 5 V, synchronous to sweep
-----------------	--------------------------------

Impedance:	1 kΩ
------------	------

DC offset

Output voltage:	Range 1: -7.5...+7.5 V (open circuit)
	Range 2: 0.75...+0.75 V (open circuit)
	-Range 3: 75...+75 mV (open circuit)

Sweep (internal)

Setting of start and stop frequency

Internal sweep:	all waveforms
------------------------	---------------

Sweep time:	linear, 20 ms to 100 s continuous or triggered (ext. signal, interface)
--------------------	---

Amplitude Modulation:

Modulation via external signal

Modulations depth:	0 to 100 %
---------------------------	------------

Bandwidth:	DC – 20 kHz (-3 dB)
-------------------	---------------------

Gate (asynchronous)

Modulation on/off via external TTL signal

Delay time:	< 150 ns
--------------------	----------

Input signal:	TTL
----------------------	-----

Trigger Function (synchronous)

Burst mode via ext. trigger input or interface

Frequency range:	< 500 kHz
-------------------------	-----------

Miscellaneous

Interface:	RS-232 (standard), IEEE-488 (optional) or USB (optional)
-------------------	---

Display:	16 characters, LCD with backlight
-----------------	-----------------------------------

Memory:	for the last device settings and for 1 arbitrary signal
----------------	--

Safety Class:	Safety Class I (EN61010-1)
----------------------	----------------------------

Power supply:	115/230 V ± 10 %; 50/60 Hz
----------------------	----------------------------

Power consumption:	approx. 20 Watt
---------------------------	-----------------

Operating temperature:	+10 °C to +40 °C
-------------------------------	------------------

Max. rel. humidity:	10 % to 90 % (without condensation)
----------------------------	-------------------------------------

Dimensions (W x H x D):	285 x 75 x 365 mm
--------------------------------	-------------------

Weight:	approx. 5 kg
----------------	--------------

Accessories supplied: Operator's Manual and power cable, Software

Optional accessories:

HZ33/HZ34 Test Cable 50 Ω (BNC-BNC)
HZ24 Attenuators 50 Ω 3/6/10 and 20 dB
HZ42 19" Rackmount kit 2RU
HZ20 Adapter plug
HO870 USB Interface
HO880 IEEE-488 (GPIB) Interface

www.hameg.com